THE CHAKRA SYSTEM

BEYOND SPINNING BALLS OF LIGHT

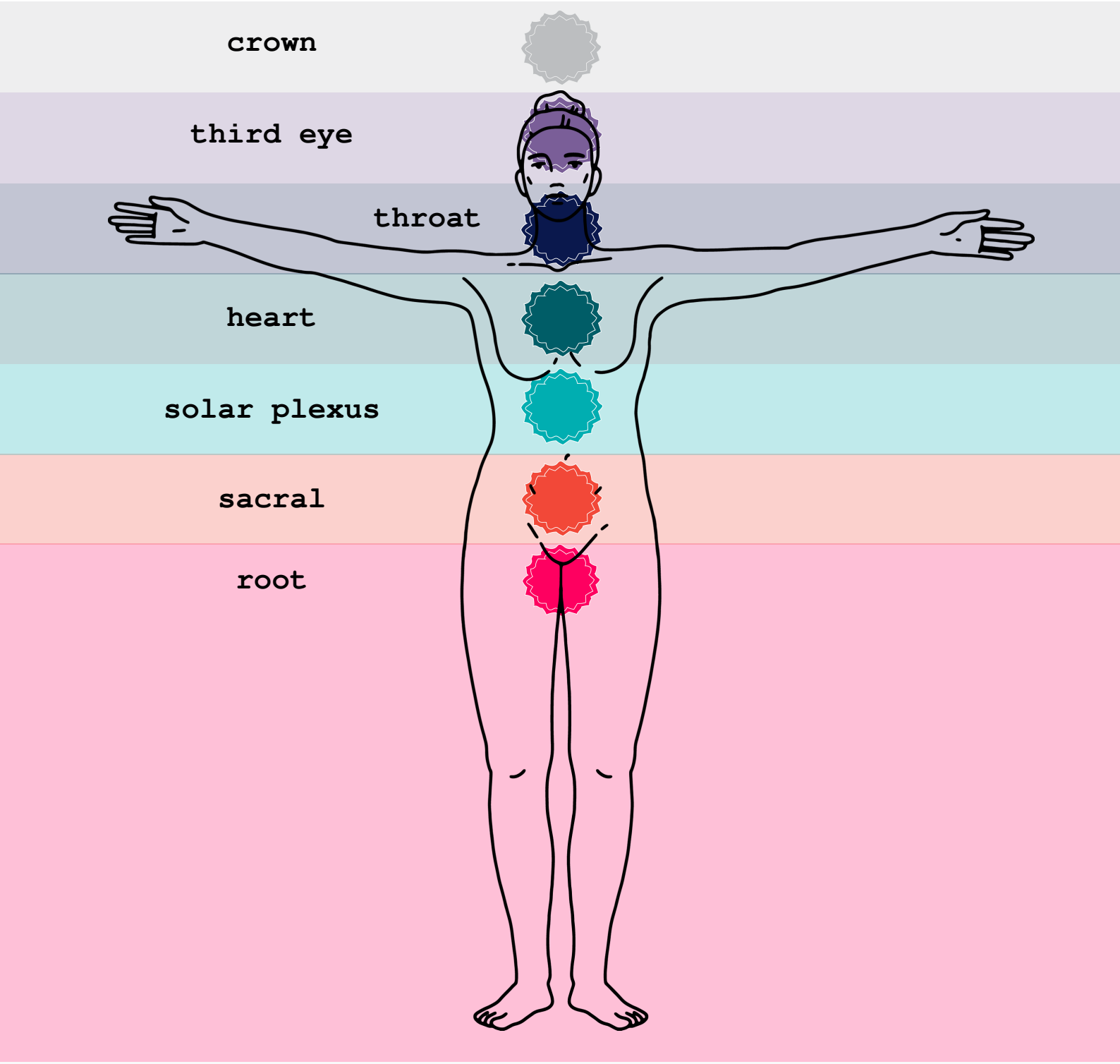

© CHAKREDY®

INTUITIVE INDICATORS

RESONANCE + NON RESONANCE

INTUITIVE INDICATOR (II)

An Intuitive Indicators is a Chakredy® term that can be used to describe a specific intuitive sensation or impression. We can associate intuitive indicators with directional aspects at each chakra for further intuitive clarity.

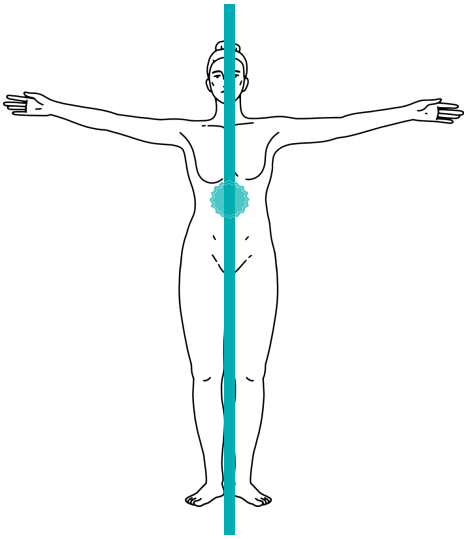

RESONANCE

When anchored and aligned at a particular chakra, energy is fluid. We are able to experience intuitive resonance easily. Information comes and energy flows.

NON RESONANCE

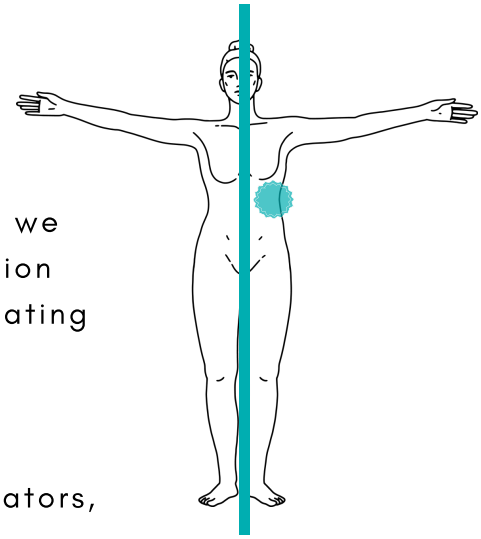

When areas of an energy center are stressed, we can identify the specific sensation or impression (Intuitive Indicator) and how this is communicating non resonance. This is precious intuitive information. However, because it can be challenging to identify without some sort of context, we often feel blocked by these indicators, doubt surfaces and we override the information.

© CHAKREDY®

INTUITIVE INDICATORS

INTUITIVE PATHWAYS + DIRECTIONAL ASPECTS

RESONANT + NON RESONANT INTUITIVE PATHWAYS

Resonant and non resonant information are both intuitive pathways. Through the Chakredy® lens, the non resonant information is what signals your system to listen and pay attention. It is the Intuitive Indicators that flag non resonance that we'll be exploring.

When we're aware of how these Intuitive Indicators/stressed expressions highlight points in our energy, we can operate from a place of centeredness and observation. This allows us to receive intuitive information with a sense of fluidity. We can notice the pulls and movement away from a particular energy center without being completely ripped away from our energetic anchors (chakras).

As this skill becomes more refined, the various stressed expressions/Intuitive Indicators can be sensed before they fully manifest. This supports sustainable energetic practices so that you are not disoriented after every intuitive indicator hits. You will not require major energetic recovery as a result.

DIRECTIONAL ASPECTS

We will be working with 6 specific Intuitive Indicators at each chakra. The 6 indicators are each associated with a specific direction (front, back, top, bottom, left, right). The directional pull/movement communicates how we can tap into these indicators through sensation and how the energy generally presents in relationship to the physical body and the 3 planes (frontal, transverse and sagittal).

*This is how the Chakredy® Framework structures intuitive placement at each chakra and provides language for intuitive impressions and sensations.

© CHAKREDY®